

Global Reach. Innovative Programs. Diverse Perspectives.

Schulich



Exchange Arrival Guide



INTERNATIONAL RELATIONS

Welcome to the Schulich Community!

Dear Exchange Student,

Congratulations on being accepted to the Schulich School of Business at York University in Toronto, Canada!

Our team in the International Relations Office looks forward to welcoming you to Schulich, Toronto, and Canada. We hope that your time here will be a successful one filled with exciting opportunities.

Our office is dedicated to making your transition to Canada a smooth one. We have compiled this arrival guidebook for exchange students to address some of the most frequently asked questions regarding the arrival on campus and getting settled in the community. We hope that you will find this guide helpful.

Please contact us if you have any questions.

We look forward to meeting you at the Exchange Orientation.

Sincerely,

Cheryl, Tina, Ann, Lan and Lindsay

International Relations Office

Room: W262P, SSB; Tel: +1-416-736-5059

Email: exchange@schulich.yorku.ca

Website: exchange@schulich

Cheryl Stickley

Graduate International Program Coordinator

Email: cstickley@schulich.yorku.ca

Tina Fantin

Undergraduate International Program
Coordinator

Email: tfantin@schulich.yorku.ca

Lan Yu

International Information Assistant

Email: lyu@schulich.yorku.ca

Ann Welsh

International Student Support Specialist

Email: awelsh@schulich.yorku.ca

Lindsay Hillcoat

Director, International Relations

Email: lhillcoat@Schulich.yorku.ca

Office Hours

Monday through Friday

9:00 AM EST – 4:30 PM EST

PREPARING TO ARRIVE IN CANADA

Pre-arrival Checklist

- [Immigration](#) Documents
- Secure [Accommodations](#)
- Learn about [Health Insurance](#)
- [What to Bring](#) with you
- Plan to arrive for [Orientation](#)



PREPARING TO ARRIVE IN CANADA

Do You Need a Study Permit, TRV or eTA?

Documents Required to Enter Canada

- Exchange students studying for one semester (less than 6 months) [do not require a study permit](#). However, depending on your [country of citizenship](#), you will require a [Temporary Resident Visa \(TRV\)](#) or [electronic Travel Authorization \(eTA\)](#) to enter Canada (exception for US citizens). Check [processing times](#) and apply early.
 - NOTE: your Letter of Acceptance can be used as the “invitation letter” requested in the TRV application. You can also consider including a cover letter to clarify that you will be an exchange student in Canada for one term (less than 6 months).
 - NOTE: you may still apply for a study permit even if you do not require one. Students bringing family members may want to consider this option.
- Exchange students studying for **longer than 6 months** (more than one semester) **will require** a [study permit](#). Review the [application requirements](#), [required documents](#) and [processing times](#) for your visa office before applying. We encourage you to **apply early** as processing times can vary. A TRV or eTA will be issued at the same time, if required.
- You will need to bring your Schulich acceptance letter with you to the airport or border crossing when you first arrive in Canada.

International Experience Canada

- Exchange students wishing to work in Canada after their exchange term can check their eligibility for [International Experience Canada](#) programs. Please check to see if your program requires you to apply outside of Canada.

Travelling to the US

- Consider any planned travel to the US and whether or not you will need a [visa](#) or [ESTA](#). Note: If possible, apply for your US visa before you leave your home country.



PREPARING TO ARRIVE IN CANADA

Accommodation

It is your responsibility to secure accommodations in Toronto. Consider the type of accommodation that is best for you by researching costs, location, etc.

On-Campus Housing

Undergraduate – Residence	Graduate – York University Apartments
<ul style="list-style-type: none">• 8 Residence buildings on York’s Keele Campus• Meal-Plan available for students• Variety of social and educational activities are provided for residence students• For more details including photos, rates and contact info, visit the Undergraduate Residence Website	<ul style="list-style-type: none">• Apartment buildings for graduate students and families• Lease-based occupancy• Furnished and unfurnished apartments• Students should bring their own bedding, small kitchen appliances and other items• For more details including photos, rates and contact info, visit the York Apartments website

Off-Campus Housing

There are many options to search for off-campus housing, including:

- York University [Off-Campus Housing Service](#)
- Places4Students- [Off-Campus Housing Website](#)

Note - Tenants in Ontario have certain rights and responsibilities. Familiarize yourself with the general guidelines before entering into a lease or rental agreement by visiting the [Landlord and Tenant Board website](#).

Executive Learning Centre Hotel:

Students and family may stay here at a reduced rate upon arrival.

Use promo code ‘SSB INTL STU’

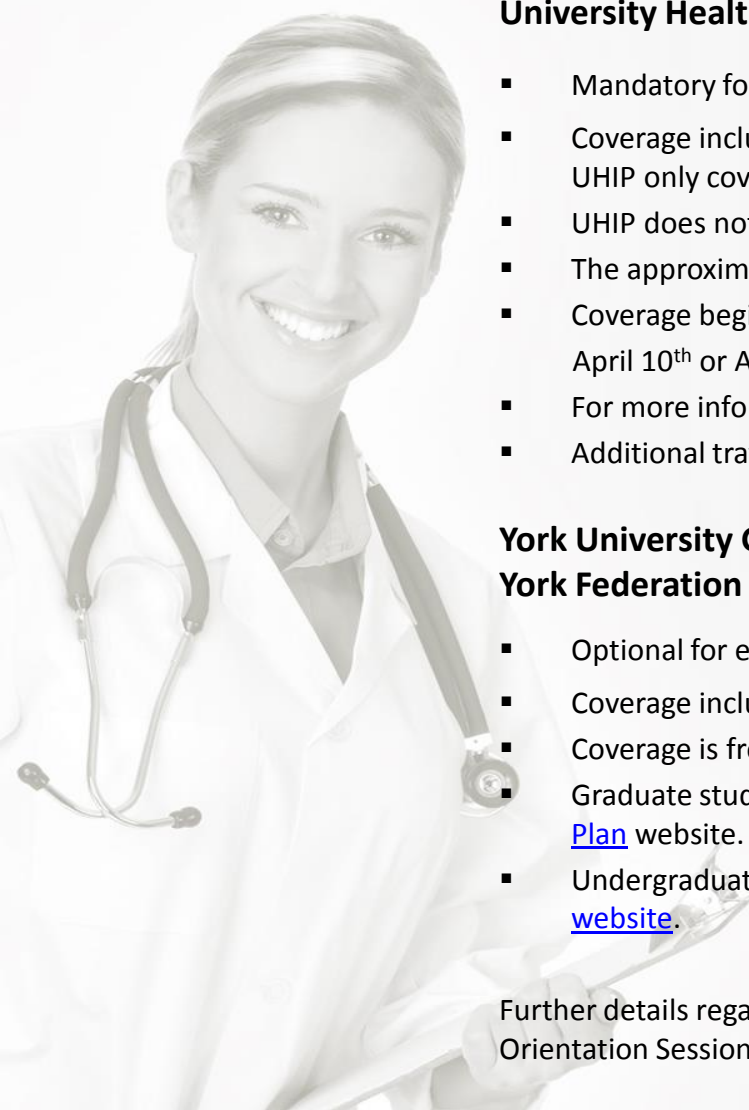
Tel: +1-416-650-8300

Website: [ELC Accommodation](#)



PREPARING TO ARRIVE IN CANADA

Health Insurance



University Health Insurance Plan (UHIP)

- Mandatory for all international students and dependents.
- Coverage includes services such as doctor's visits and hospital ward accommodation in Ontario. UHIP only covers dental care required as a result of a major accident.
- UHIP does not cover medications, routine dental care, etc. Supplemental insurance recommended.
- The approximate cost is \$212 per term.*
- Coverage begins on the 10th day of the month prior to the month of the first day of classes (i.e. April 10th or Aug. 10th or Dec 10th).
- For more information visit the [UHIP](#) website or the [York University health insurance](#) website.
- Additional travel health insurance should be purchased for travel outside of Canada.

York University Graduate Students' Association (YUGSA) Health Plan & York Federation of Students (YFS) Health & Dental Plan

- Optional for exchange students.
- Coverage includes items such as prescription drugs, paramedical services, dental benefits, etc.
- Coverage is from Sept. 1st – Aug. 31st.
- Graduate students: the approximate cost is \$250.* For more information, please visit the [GSA Health Plan](#) website.
- Undergraduate students: the approximate cost is \$240.* For more information, please visit the [YFS website](#).

Further details regarding health insurance and how to make claims will be provided at the Exchange Orientation Session.

** Fees are subject to change.*

PREPARING TO ARRIVE IN CANADA

How to Pay Your Student Account

Exchange students pay tuition to their home school however, there are some fees you may be charged as an exchange student at Schulich. The charges you may receive on your York University student account include UHIP and on-campus housing rent (if you are living on campus).

The options you have to pay your student account are:

1. Wait until you arrive and open a Canadian bank account at any bank (for your convenience, there is a Bank of Montreal (BMO) on campus). To open an account take your passport and acceptance letter or YU Card to the bank. You can then transfer your payments from your bank account to your York student account.
2. If you choose not to open a Canadian bank account you can pay your York student account by wire transfer through Western Union: http://sfs.yorku.ca/fees/paying/western_union.htm . **There is no transaction charges from Western Union or York University however, your bank may charge a transaction fee.**

**** ALWAYS** remember to include your York University student number with your payments so the money goes into the correct account.

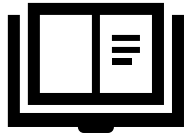
Please note: Your York student account is **NOT** a bank account! Do not transfer large sums and then try to take the money out. Only transfer enough money to cover any charges you will receive.



Further details regarding banking and your student account will be provided at the Orientation Session.

PREPARING TO ARRIVE IN CANADA


Academics – Courses and Enrolment



Course Selection

- Enrolment completed
- Instructions sent to view your timetable
- High demand/limited space

Time	Monday	Tuesday	Wednesday	Thursday	Friday
0800 - 0900					
0900 - 0930					
0930 - 1000					
1000 - 1030					
1030 - 1100					
1100 - 1130					
1130 - 1200					
1200 - 1230					
1230 - 1300					
1300 - 1330					
1330 - 1400					
1400 - 1430					
1430 - 1500					
1500 - 1530					
1530 - 1600					
1600 - 1630					
1630 - 1700					
1700 - 1730					
1730 - 1800					
1800 - 1830					
1830 - 1900					
1900 - 1930					
1930 - 2000					
2000 - 2030					
2030 - 2100					
2100 - 2130					
2130 - 2200					
2200 - 2230					
2230 - 2300					
2300 - 2330					
2330 - 2400					
2400 - 2430					
2430 - 2500					
2500 - 2530					
2530 - 2600					
2600 - 2630					
2630 - 2700					
2700 - 2730					
2730 - 2800					
2800 - 2830					
2830 - 2900					
2900 - 2930					
2930 - 3000					
3000 - 3030					
3030 - 3100					
3100 - 3130					
3130 - 3200					
3200 - 3230					
3230 - 3300					
3300 - 3330					
3330 - 3400					
3400 - 3430					
3430 - 3500					
3500 - 3530					
3530 - 3600					
3600 - 3630					
3630 - 3700					
3700 - 3730					
3730 - 3800					
3800 - 3830					
3830 - 3900					
3900 - 3930					
3930 - 4000					
4000 - 4030					
4030 - 4100					
4100 - 4130					
4130 - 4200					
4200 - 4230					
4230 - 4300					
4300 - 4330					
4330 - 4400					
4400 - 4430					
4430 - 4500					
4500 - 4530					
4530 - 4600					
4600 - 4630					
4630 - 4700					
4700 - 4730					
4730 - 4800					
4800 - 4830					
4830 - 4900					
4900 - 4930					
4930 - 5000					
5000 - 5030					
5030 - 5100					
5100 - 5130					
5130 - 5200					
5200 - 5230					
5230 - 5300					
5300 - 5330					
5330 - 5400					
5400 - 5430					
5430 - 5500					
5500 - 5530					
5530 - 5600					
5600 - 5630					
5630 - 5700					
5700 - 5730					
5730 - 5800					
5800 - 5830					
5830 - 5900					
5900 - 5930					
5930 - 6000					
6000 - 6030					
6030 - 6100					
6100 - 6130					
6130 - 6200					
6200 - 6230					
6230 - 6300					
6300 - 6330					
6330 - 6400					
6400 - 6430					
6430 - 6500					
6500 - 6530					
6530 - 6600					
6600 - 6630					
6630 - 6700					
6700 - 6730					
6730 - 6800					
6800 - 6830					
6830 - 6900					
6900 - 6930					
6930 - 7000					
7000 - 7030					
7030 - 7100					
7100 - 7130					
7130 - 7200					
7200 - 7230					
7230 - 7300					
7300 - 7330					
7330 - 7400					
7400 - 7430					
7430 - 7500					
7500 - 7530					
7530 - 7600					
7600 - 7630					
7630 - 7700					
7700 - 7730					
7730 - 7800					
7800 - 7830					
7830 - 7900					
7900 - 7930					
7930 - 8000					
8000 - 8030					
8030 - 8100					
8100 - 8130					
8130 - 8200					
8200 - 8230					
8230 - 8300					
8300 - 8330					
8330 - 8400					
8400 - 8430					
8430 - 8500					
8500 - 8530					
8530 - 8600					
8600 - 8630					
8630 - 8700					
8700 - 8730					
8730 - 8800					
8800 - 8830					
8830 - 8900					
8900 - 8930					
8930 - 9000					
9000 - 9030					
9030 - 9100					
9100 - 9130					
9130 - 9200					
9200 - 9230					
9230 - 9300					
9300 - 9330					
9330 - 9400					
9400 - 9430					
9430 - 9500					
9500 - 9530					
9530 - 9600					
9600 - 9630					
9630 - 9700					
9700 - 9730					
9730 - 9800					
9800 - 9830					
9830 - 9900					
9900 - 9930					
9930 - 10000					



Waitlist

- for high demand courses
- Waitlist.Schulich.yorku.ca
- Notifications to Schulich email



Schulich
School of Business
York University

Wait List Portal

Master's Level

[Master's level Wait List for Fall 2011](#)
[Master's level Wait List for Winter 2012](#)

Undergraduate Level

[BBA/IBBA Wait List for Fall 2011](#)
[BBA/IBBA Wait List for Winter 2012](#)



Enrolment Once Courses Begin

- Waitlist assessed until...
 - MBA – first week of classes
 - UG – second week of classes
- Attend classes you are enrolled in
- Permission from Instructor



PREPARING TO ARRIVE IN CANADA

When to Arrive and What to Bring

Arrive in Toronto a day or two before your first session. This will allow you to adjust to the time difference, set-up your accommodations and become familiar with the campus. Review what to [expect at the airport](#) when you arrive in Canada.

Living on-campus? Arrive on a weekday, during office hours, so you can obtain your apartment keys.

Important Items to Pack

- Valid Passport, with Temporary Resident Visa (TRV) or Electronic Travel Authorization (eTA); or US passport*
 - Your Schulich Letter of Acceptance (copies acceptable)*
 - Letter of Introduction from visa office (applicable only if you've applied for a study permit)*
 - Photocopies/digital copies of all important documents and send to your email address*
 - Proof of funds (i.e.: bank statement)*
 - Address where you'll be residing*
 - Credit card(s)
 - Medical and eyeglass prescriptions if necessary
 - Medical insurance documents for extended health care coverage if you have it
 - Driver's license or international driver's license (drivetest.ca)
 - Unlocked phone
 - Laptop
 - Power type A and B: Standard voltage is 120V, standard frequency is 60Hz
<https://www.power-plugs-sockets.com/canada/>
 - Business attire for presentations and career events
 - Weather appropriate clothing for the [season](#)
 - Canadian dollars or money to exchange for immediate use upon arrival
 - [York U Campus Map](#)
- * Pack in your carry-on luggage, as you will be [required to show these to the border officer](#) upon arrival (before getting your checked luggage)



ARRIVAL IN CANADA

Arrival Checklist

- [Transfer](#) from the airport and check into your accommodation
- Orient yourself with the [York campus](#)
- Obtain your [YU-card](#)
- Contact your [Schulich Buddy](#)
- Learn how to use public [Transportation](#)
- Go [Shopping for Food](#) and [Living Essentials](#)
- Attend the [Orientation](#) Session
- [Explore!](#)

ARRIVAL IN TORONTO

Transport from Pearson International Airport

Airport Taxi

- Easiest way to get directly to your place of residence with luggage.
- Taxi fares from the airport are based on a flat rate tariff.
- Fare : **\$50-60 CAD** Approximately (tips and extra luggage fee extra).
- Travel time: 30 minutes to York campus.
- For more information on taxi services, visit the [Pearson Airport](#) website.
- Taxis will be waiting once you exit the airport terminal. Use only authorized taxi providers.

Ride-Hailing Apps

- Use [Uber](#) or [Lyft](#) to and from airport

Airport Train to Downtown - Union Pearson Express

- Connects to Union and Bloor subway stations.
- Fare: **\$12.35 CAD** Approximately. Pay by cash, credit, or Presto card (card purchasable at green self-serve machines in Pearson Station).
- Travel time: 25 minutes to Union Station (Downtown).
- Locations: Terminal 1 (Link train available from Terminal 3).
- For more information, visit [UPExpress at Pearson](#).
- Tickets: [Union Pearson Express Tickets](#).

On-Campus

York Student Housing Office:

340 Assiniboine Road, York University,
Toronto, ON M3J 1L2
Tel: +1-416-736-5152
(Building #47 on the [campus map](#))

Schulich School of Business:

111 Ian Macdonald Boulevard,
Toronto, ON M3J 1P3
Tel: +1-416-736-5060

Off-Campus

Make sure you have your apartment or hotel address available.



ARRIVAL IN TORONTO

Public Transit from Pearson Airport

Public Transit: Toronto Transit Commission (TTC)

- *Not recommended for first arrival as it is difficult to carry your luggage up and down stairs and through crowds on the buses and subway.*
- Cheaper alternative option (**\$3.25** by cash or **\$3.10** by PRESTO)
- Travel Time: Approximately 2 hours to the York campus
- Difficult to carry your luggage through crowds on the buses and subway during rush hour (Monday to Friday 7am - 9am and 4:30pm – 6:30pm)
- Pick up location:
 - Terminal 1, Ground Level, second curb, Column R4
 - Terminal 3, Arrivals Level, third curb, Column C12
- For Schedule, please visit the TTC Website: [192 Airport Rocket](#)

Airport TTC Tickets Vending Machine:

- Terminal 1: Curbside, at column "R"; Terminal 3: Single fare tickets @ the Currency Exchange counter located on the arrivals level
- Cash or major credit cards accepted. Availability: 24x7 to purchase adult (not student) tokens. You may also pay the driver directly with exact Canadian cash
- Ask the driver for a **"Transfer"** to continue your trip on another connecting TTC route so you do not have to pay again

TTC Directions to York University

From Pearson Airport, take the **192 Airport Rocket** or **900 Airport Express Bus** to the **Kipling Subway Station** (Bloor- Danforth subway line)

Take the **Eastbound** subway from **Kipling** to **St. George** subway station

Exit the train at St. George station, walk up the stairs to the University-Spadina subway line and take the **Northbound** subway to the **York University** subway station

Walk to your destination on [campus](#)



ARRIVAL AT YORK UNIVERSITY

Know your Campus

Banking & ATM Machines

- **Bank of Montreal (BMO):** Located in York Lanes. Branch & ATM machines.
- **Alterna Savings:** Located in York Lanes. Branch location.
- **CIBC:** Located in the Schulich School of Business. ATM only.
- **Royal Bank (RBC):** Located at 95 The Pond Road. Branch location.
340 Assiniboine Residence & Bennett Centre. ATM only.
- **Scotiabank:** Located in Bergeron Centre for Engineering. ATM only.
- **TD Canada Trust:** Located in Central Square. ATM only.

York Lanes

- Includes places to eat, grocery shops, the bookstore, public transit passes, pharmacy, dentist, doctor, etc.

Emergency and York Security

- Contacts in case of emergency
 - In general: **call 911**. Free of charge from any phone
 - On campus: York Security at **+1-416-736-5333**
- York Security Office Location: Parking Structure 2, William Small Centre

Schulich School of Business Building

- Take the [virtual tour!](#)



York U Safety App:

Offers safety services such as goSafe, Campus Shuttle, and interactive campus maps.



Download it today - [York U Safety App](#)

ARRIVAL AT YORK UNIVERSITY

YU-Card

The YU-Card is York University's official photo identification & campus debit card. It provides access to key services such as library, recreation facilities, exams, food, shopping, events, discounts and more.

How to get your YU-card:

Two options:

- You will receive an email from Schulich with instructions on how to upload your photo. The YU-card can be picked up in Student Services in September 2019.
- If you are on campus earlier and wish to have your YU-card as soon as possible to access the recreational facilities, laundry, etc., visit the [YU-card office](#) for instructions.

What do I need to bring to pick up my YU-card?

- Your York U student number
- One piece of valid government-issued photo identification, such as: Passport; Driver's license; Citizenship cards; BYID card

How to load money onto your YU-card

- Add money online [here](#).
- YU-card station located in one of the campus libraries or at the YU-card Office located at 200 William Small Centre.

YU-card



Manage Your
YU-card



PREPARING TO ARRIVE IN CANADA

Engage in Student Life

The Open Arms Committee

The Open Arms Committee (OAC) is a student-run organization at Schulich with the purpose of facilitating the transition of exchange students by trying to help them adjust to their new environment and settle into Schulich.

Throughout the year, the OAC will organize various events. In addition, exchange students are partnered with a Schulich student “buddy” who is available to answer any questions and concerns.

The OAC will email you with information and an invitation to join their Facebook Group!

Graduate OAC: mbaoac@schulich.yorku.ca

Undergraduate OAC: bbaoac@gmail.com



The Graduate Business Council (GBC) & Undergraduate Business Society (UBS)

The GBC and UBS are the Schulich student representative councils for their respective students.

Each term the GBC and UBS organize events and initiatives which help to engage students with the larger student body. Aside from social and athletic activities, the GBC & UBS serves as the student body’s voice to faculty and administration.

Student Clubs and Associations

Get involved with one of Schulich’s many clubs and associations. From the Case Analysis Club (Grad) to the Schulich Charity Association (Undergrad), there is a group for every interest. Visit the [GBC](#) and [UBS](#) website for more details.

Ask your Schulich “buddy” for more information.

ARRIVAL IN TORONTO

Public Transportation

Toronto Transit Commission (TTC)

- TTC is Toronto's public transportation system
- The subway system connects with buses and streetcars
- The following are the bus routes to/from York University:
 - 41 To Pioneer Village Station and Finch West Station
 - 60C To Finch Station
 - 106 To Pioneer Village Station and Sheppard West Station

Paying on the TTC:

- You can pay cash fare or reloadable Presto card to ride the TTC
- Fare: \$3.25 cash, \$3.10 Presto (\$6 for card; minimum load \$10)
- Bus drivers do not give back change
- Presto card purchase: Subway stations or at Shoppers Drug Mart in York Lanes
- Obtain a transfer (from bus driver or subway station) for stopover or to change routes if you paid cash fare, or retap Presto card (will not be charged again if transfer is within 2 hours of initial tap)

For more information, visit: [TTC Website](#)

York Region Transit (YRT)

- Serves areas north of York University (York Region)
- The YRT Jane – Concord Route 20 Line runs along Jane St. to Interchange Way at Highway 7 (IKEA & Walmart) Jane St. to Rutherford Rd (Vaughan Mills Mall)
- Closest bus stop: Pioneer Village Station
- Fare : \$4 cash, \$3.75 Presto (One way)
- For more information, visit: [YRT Website](#)

GO Transit Transit

- Connects to out of town locations: Mississauga, Brampton, Hamilton, Scarborough , Milton etc.
- Closest bus stop: Highway 407 Bus Terminal
- Fare : \$10-\$20 (Depending on the distance)
- Tickets can be paid using Cash/Credit card/PRESTO Card
- For more information, visit: [GO Website](#)



ARRIVAL IN TORONTO

Shopping for food...



Grocery Checkout

- York Lanes



Your Community Grocers

- University City Mall, Sentinel Rd

Directions: Walk South on Sentinel Rd. (South of The Village)



No Frills

- 3685 Keele St., Keele St. & St. Regis Cres

Directions: TTC 41 Keele bus. To the St. Regis Cres. stop

- 1 York Gate Blvd, York Gate Mall

Directions: Take the TTC 35A to Jane Station. Get off at the York Gate Blvd



Walmart

- 3757 Keele St., Keele St. South of Finch Ave

Directions: TTC 41 Keele bus to the Broadoaks Dr. stop

- 101 Edgeley Blvd, Hwy #7 & Edgeley Blvd

Directions: Take TTC Subway to Vaughan Metropolitan Centre Station and walk 10 minutes



T&T Supermarket

- The Promenade, 1 Promenade Cir, Thornhill, ON L4J 4P8

Directions: Viva Purple bus to the Promenade Terminal Platform 7

Other Grocery Shopping Options

Shoppers Drug Mart

York Lanes, York University

- Not a full grocery store but can pick up some non-perishable food items and snacks

Online Grocery Shopping

Many options in Toronto, such as:

Grocery Gateway

- Minimum \$45 per order
- More costly but convenient
- Delivered to your apartment/residence
- **Note:** Many other online grocery shopping options/apps offer delivery for a fee

Specialty Grocery Stores

- There are other supermarkets and grocery stores found near campus that can accommodate any specific diet
- [Please visit the York International website for more details](#)

ARRIVAL IN TORONTO

Shopping for living essentials...

Regardless of where you choose to stay, you will need to purchase living essentials like pillows, blankets, dishes, etc.

Stores close to campus



Walmart

A popular store due to its low prices and good quality

- 3757 Keele St., Keele St. South of Finch Ave.
Directions: TTC 41 Keele bus to the Broadoaks Dr. stop
- 101 Edgeley Blvd, Hwy #7 & Edgeley Blvd
Directions: Take TTC Subway to Vaughan Metropolitan Centre Station



IKEA

Known for ready-to-assemble furniture and home accessories at an affordable price.

- 200 Interchange Way, Vaughan
Directions: Take TTC subway to Vaughan Metropolitan Centre Station. Walk 10 minutes to Ikea



DOLLARAMA

Known for affordable shopping. Broad range of products at fixed price from \$1 to \$3.

Many locations in the area!

<http://www.dollarama.com/store-locator/>

Large Shopping Malls

Vaughan Mills

(YRT #20)

Toronto Eaton Centre

(TTC Queen or Dundas Subway Stations)

Yorkdale Shopping Centre

(TTC Yorkdale Subway Station)



ARRIVAL IN CANADA

Schulich Exchange Orientation

Graduate Exchange Orientation: September 5 & 6, 2019

Undergraduate Exchange Orientation: September 3, 2019

** You may have received invitations to attend events by York International – webinars, orientation. In order to receive relevant Schulich information, you should prioritize attending Schulich events. You are welcome to attend York International events as well, however, you should note that the information provided may duplicate that provided by Schulich International Relations.

The Exchange Orientation provides information you need to successfully adapt to life at Schulich, Toronto, and Canada.

The benefits of attending Orientation are to:

- Meet and get to know the International Relations team and other students
- Understand your health insurance coverage & services
- Find out how to navigate Toronto via public transportation
- Discover things to see and do in and around Toronto



ARRIVAL IN CANADA

Explore!

Toronto

Information: www.toronto.ca

Tourism: www.seetorontonow.com

Guides: <https://www.seetorontonow.com/maps-and-guides>

Visitor Information: www.toronto.ca/visitors/index.htm

Ontario

Information: www.ontario.ca

Tourism: www.ontariotravel.net

Events: www.festivalsandeventsontario.ca

Canada

Information: www.canada.gc.ca

Tourism: <https://caen-keepexploring.canada.travel/>

Events: www.todocanada.ca/festivals-in-canada/

Sightseeing

CN Tower: www.cntower.ca

St. Lawrence Market: www.stlawrencemarket.com

Kensington Market: www.kensington-market.ca

Toronto Islands: www.toronto.ca/parks/island

Museums

Royal Ontario Museum (ROM): www.rom.on.ca

Art Gallery of Ontario (AGO): www.ago.net

The Hockey Hall of Fame: www.hhof.com

Travel to the USA

Visa information:

<https://ca.usembassy.gov/embassy-consulates/toronto/>

